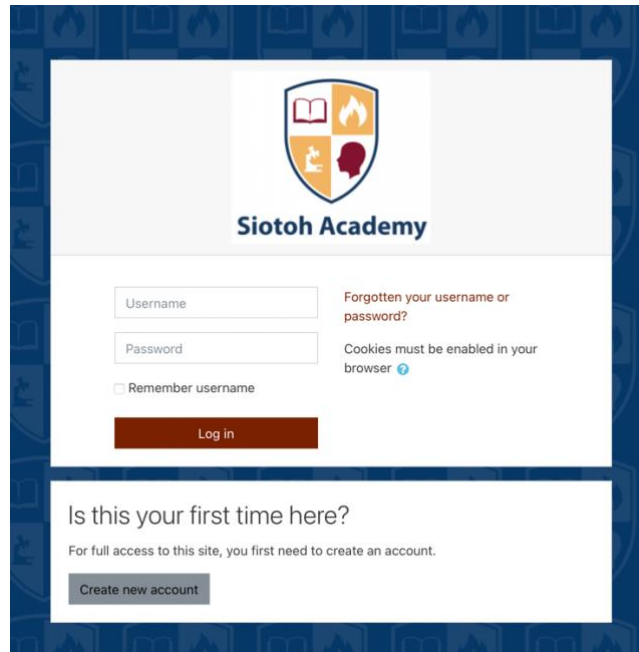


Siotoh Academy

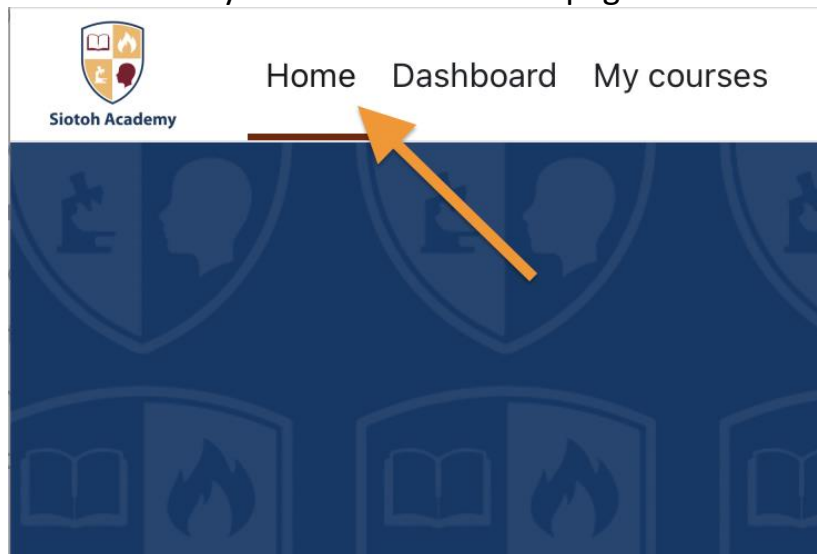
HOW TO CREATE AN ACCOUNT AND REGISTER FOR A COURSE

Visit <https://siotohacademy.moodlecloud.com/login/index.php>

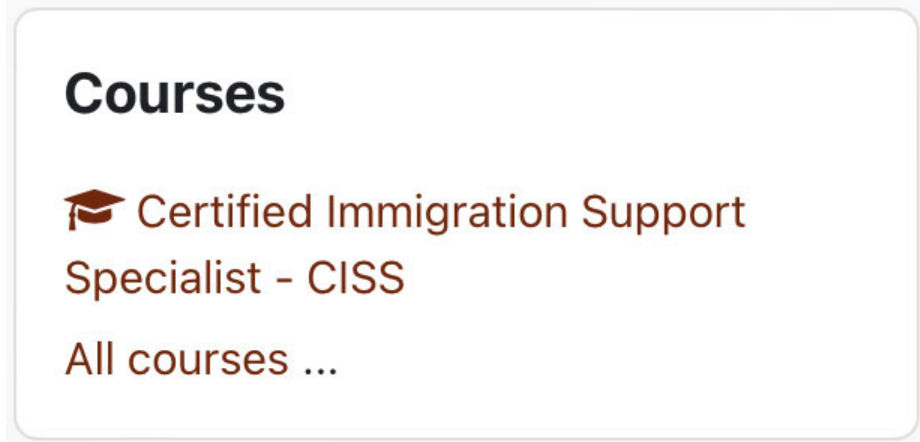
⇒ Click on create new account, if this is your first time on the site. Then follow the prompt. You will receive a verification email. Once verified, you can log into your account with the username and password you created.



⇒ Once logged in, your screen may default to the **Home** page.



⇒ To register for a course, click on the course you plan to register for under **Courses** on the right side of the screen e.g., “Certified Immigration Support Specialist – CISS”.



Tips: You may need to click the button on the far right of the screen to expand the screen if you do not see courses listed.



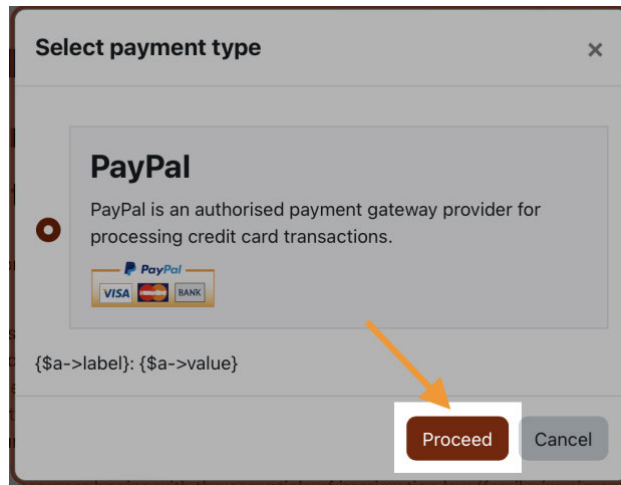
⇒ By selecting the course, it will bring you to the course description and payment screen. Click on the **Select payment type**

This course requires a payment for entry.

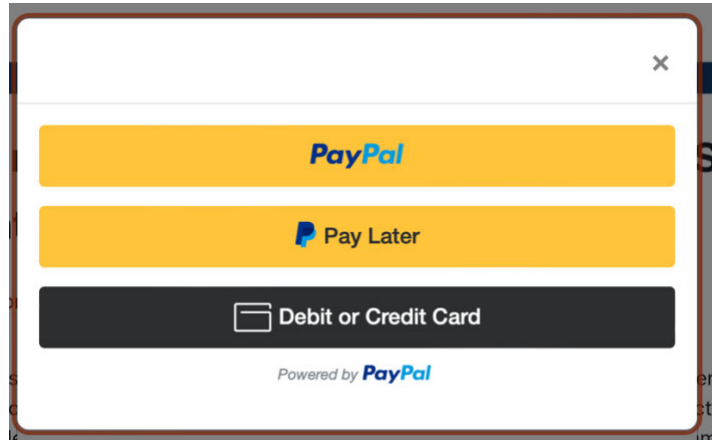
USD 2,899.00

Select payment type

⇒ Click on **Proceed**



⇒ Click on your payment option: **PayPal**, **Pay Later**, or **Debit or Credit Card** option.



⇒ View the 3 options below:

